

The film opens with a woman knitting a sweater with yarn. Young Luka leaves the wool shop to do an errand. Fascinated by anything that flies, Luka catches sight of a balloon in the sky. As he runs off to follow it, a thread of his orange sweater gets caught on an old gate. A woman doing her laundry tries to stop him. Captivated by the balloon, Luka doesn't realize that he is leaving behind a long trail of yarn. After he keeps running, the woman uses his trail of yarn as a clothesline.

A domino effect follows — Luka's sweater gets smaller and smaller as he runs farther and farther away. Luka pulls down a plate of hot dogs. Just before a team of bicyclists runs him down, Luka's thread pulls him back onto the curb. Luka is saved, but the balloon flies away. Next, someone cuts the yarn. Suddenly, Luka is freed. And just as suddenly, the laundry and other things relying on Luka's tight thread fall to the ground as well.

What's THAT Word?

- Look for it in the film:**
- knitting
 - yarn
 - wool

Questions for "FILM TALK!"

For this "Film Talk," discuss heritage and culture — way of life. This film is set in Ireland and shows the way of life in a small Irish village. Use a chart on the board to classify similar ideas and to record ideas. Sample questions and chart:

Discuss the heritage of those in the viewing audience:

- Who knows their heritage?
- What languages do people's relatives speak?
- What countries are people's relatives from?
- What religions do people have?
- What foods, songs, holidays and clothing are related to people's heritage?

Discuss culture – way of life:

- Do people in the room live an urban, a rural or a suburban way of life?
- Where do people's relatives live?

Heritage and Culture of People in the Audience

Children have heritage: African American, Polish, German, Puerto Rican, Mexican....

Children live in: Chicago – urban culture, Northern culture, USA culture....

Some have relatives in: Mississippi, Georgia – rural culture, Southern culture....

Some have relatives in: Mexico, Guatemala, Poland, Ireland – other countries....

Religions in our group: Baptist, Jewish, Muslim, Catholic, some have no religion....

Languages in our class: English, Spanish, Polish, German, Hebrew, Arabic....

Foods related to heritage: Jibarito sandwich (Puerto Rican), pierogi (Polish)....

Dances related to heritage: La Bamba, The Polka, The Irish Jig....

Songs related to culture: The Dreidel Song, Las Mañanitas, Gospel Songs....

Holidays of cultures: Chinese New Year, Cinco de Mayo, Ramadan....

ACTIVITIES AFTER-VIEWING

ACTIVITY 1 Comparing Cultures

Ask children to compare aspects of culture shown in the film with their own way of life.

<i>Aspect of Culture</i>	<i>Shown in the Film</i>	<i>Your own Way of Life</i>
What country?	Ireland	USA
What do stores look like?	small shops	mega-malls, strip malls
What do streets look like?	little roads	superhighways
What does land look like?	hills	parks with swings
How do people do laundry?	hang clothes out on line	use a dryer

ACTIVITY 2 A Film about My Own Heritage

Ask children to plan their own film that shows something about their own heritage. They might select a holiday, a family meal, a celebration, a special object, an event. Or, they might pick 3 things to show from their culture or heritage.

The Three Kings Day Celebration in Chicago's Puerto Rican Community



January 6th is 3 Kings Day. The night before, we put our shoes under the bed with grass for the kings' horses.



In the morning, under the bed is a present! We go to the parade on Division Street.



People dress as the 3 kings. The king from Africa is often shown carrying the Puerto Rican flag as a gift.

FIND OUT MORE!

Investigate with research

- Ireland: The country, the culture, the languages, the way of life
- Knitting, wool, and yarn

RELATED VIDEOS






American Cultures for Children Video Series: individual titles include: *African American, Arab American, Central American, Chinese American, Irish American, Japanese American, Jewish American, Korean American, Mexican American, Native American, Puerto Rican, Vietnamese American*, Grades K-4.

Holidays for Children Video Series

Way to Start a Day, a look at children starting their day in a variety of cultures.

Your Name _____

Comparing Cultures


Write or draw the aspect of culture, the thing we are comparing	Write or draw how this thing was shown in the film	Write or draw how this thing looks in your own life
<p style="text-align: center;">What is the country?</p> 	<p>Ireland</p>	<p>U.S.A.</p>
<p style="text-align: center;">What do stores look like?</p> 		
<p style="text-align: center;">What do streets look like?</p> 		
<p style="text-align: center;">What does the land look like?</p> 		
<p style="text-align: center;">How do people wash their clothes?</p> 		

A film about my heritage by (Your Name) _____

The Title of My Film is _____

Draw pictures.

1. From the BEGINNING of the Film:



2. From the MIDDLE of the Film:



3. From the END of the Film:



Write words to explain the pictures you have drawn.

1. From the BEGINNING of the Film:

2. From the MIDDLE of the Film:

3. From the END of the Film:

Dear Family Members,

Today, your child attended the “Best of the Fest Film Festival”! While the films are great, you should know that the program was put together by experts in child development. We’re sending you a film description so you can talk about the film with your child. It is important to help children understand film and media. The most important person who will help them to understand the messages of media are parents and guardians. We’re including an activity sheet so you can continue film activities with your child. Adapt the activities for your child. All they need is a pencil and paper. *Enjoy!*

ACTIVITY 1

Ask your child to tell you about the film, *Luka*

- What did they like best about the film?
- Why do they think the film was picked to be in the film festival?

ACTIVITY 2

Read the description of the story to your child. As you read, ask your child to explain how the different parts of the story looked in the film.

LUKA

Directed by Adrienne Michel-Long (Ireland/ 3”/ 2004)

The film opens with a woman knitting a sweater with yarn. Young Luka leaves the wool shop to do an errand. Fascinated by anything that flies, Luka catches sight of a balloon in the sky. As he runs off to follow it, a thread of his orange sweater gets caught on an old gate. A woman doing her laundry tries to stop him. Captivated by the balloon, Luka doesn’t realize that he is leaving behind a long trail of yarn. After he keeps running, the woman uses his trail of yarn as a clothesline.

A domino effect follows — Luka’s sweater gets smaller and smaller as he runs farther and farther away. Luka pulls down a plate of hot dogs. Just before a team of bicyclists runs him down, Luka’s thread pulls him back onto the curb. Luka is saved, but the balloon flies away. Next, someone cuts the yarn. Suddenly, Luka is freed. And just as suddenly, the laundry and other things relying on Luka’s tight thread fall to the ground as well.

ACTIVITY 3

After reading the film story description, be sure to ask your child the more important questions about the film—

- Why do they think it was made? and
- How do they think the filmmaker made it?

Here are some sample questions to ask:

WHY do you think the filmmaker made this film?

- Do you think the filmmaker had a MESSAGE ?

HOW did the filmmaker show her ideas?

- HOW did she use VISUAL PICTURES?
- HOW did she use MUSIC to help tell the story?
- HOW were you able to understand this story without words?

ACTIVITY *How things are made*

This film centers on a wool shop and a boy whose hand-knit sweater unravels into one long thread. Talk with your child about how yarn is made. They'll be fascinated by how knitting turns a single thread into a sweater. The pictures explain how yarn is made from cotton or wool, spun into thread, sold in a store and knitted into a sweater.



Discuss how other things are made – cooking a stew, building a house, making a greeting card. Just as the pictures above show how a sweater is made, ask your child to draw pictures and write words to explain how something can be made in 3 steps.

HOW TO MAKE: _____

<p><i>Step 1.</i></p>	<p><i>First do this:</i></p> <hr/> <hr/> <hr/>
<p><i>Step 2.</i></p>	<p><i>Next, do this:</i></p> <hr/> <hr/> <hr/>
<p><i>Step 3.</i></p>	<p><i>Last, do this:</i></p> <hr/> <hr/> <hr/>