

# LITTLE PIG IS FLYING

Directed by Alicija Jaworski (Sweden/ 10"/ 2004)

Leader's Guide • 1

Little Pig dreams of being able to fly. She leaves the pigsty and all her friends who tell her that pigs can't fly. After trying several times to fly, she sets off looking for someone to teach her to fly.

On her journey she meets different animals who teach her useful skills, though none of them can teach her to fly. Mole teaches Little Pig to burrow in tunnels. Rabbit teaches Little Pig to scamper. Frog teaches Little Pig to swim and Squirrel teaches her to hop among the trees. When faced by the Wolf who threatens to eat her up, Little Pig burrows, scampers, hops, and swims to safety!

The eagles say that, in order to fly, one must have wings. Before becoming too sad, Little Pig sees an airplane, with wings — and a pilot who asks if she'd like to fly! In the end, Little Pig is overjoyed to finally fly. The other animals come to understand, through Little Pig's effort, how it may be possible to achieve a seemingly impossible dream.

Note to Group Leaders: This film has subtitles. The DVD includes an option to view the film with a recorded reading of the subtitles. Alternatively, an adult can be assigned to read the subtitles live during a screening. The reader should prepare by viewing the film in advance; use a microphone for larger groups.

## What's THAT Word?

**Look for it in the film:** burrow • mole  
scamper • sty

## Questions for "FILM TALK!"

- Who is the main character of this story?
- What is Little Pig's dream?
- Why do the other pigs laugh at Little Pig?
- What do you think is the main problem, the conflict in this story?
- How many different ways does Little Pig try to fly?
- What animals does Little Pig meet and what does she learn from each of them?
- How does Little Pig get away from the wolf?
- Before he will help, what promise does the frog ask of the wolf?
- What do the eagles tell Little Pig?
- How is Little Pig finally able to fly?

## ACTIVITIES AFTER-VIEWING

### ACTIVITY 1 *Character Sketches*

The film presents a strong cast of characters. Discuss with children the skills taught to Little Pig by each of the 4 different animals. On the Film Activity Sheet, children can draw 1 character from the film. Older children can write words to describe the character.

### *Character Sketch of the Rabbit from the Film*



*The Rabbit knows how to hop and to scamper away from danger. This is what the Rabbit teaches to Little Pig. When the Wolf threatens to eat Little Pig, she knows how to scamper off. It is too hard for the Wolf to catch Little Pig, so she is safe.*

## ACTIVITIES AFTER-VIEWING

### ACTIVITY 2 *Animals Share Their Skills*

Next, discuss skills that other animals, not in this film, have. Ask children to draw a new animal character and explain (or show) the new skill they could teach to Little Pig.


### *New Animals Who Could Also Teach Skills to Little Pig*



Horse teaches her to kick



Monkey teaches her to climb



Bull teaches her to stomp loudly

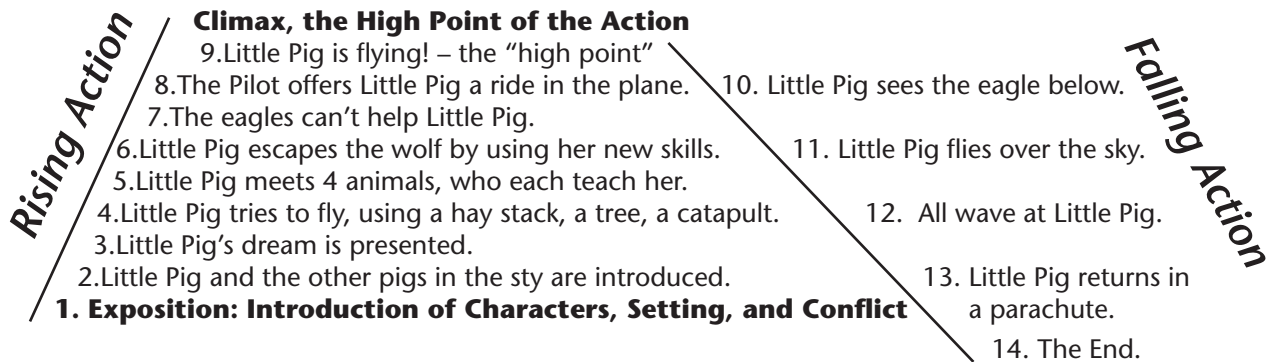
### ACTIVITY 3 *Plot—Beginning, Middle, and End*

Discuss events that happened in the beginning, in the middle and in the end of the story. Ask students to draw (on the Activity Sheet) something they remember from the beginning, the middle and the end of the film. Older children may also use words to describe their pictures. When children finish, they can share the things they have drawn, either by describing or showing. Because people remember different things, we will hear the many events that take place in the beginning, the middle and the end of the film.

#### **For the Group Leader – PLOT – THE PLAN OF ACTIONS**

After discussing beginning, middle and ending events, next discuss the sequence of events with children. The story has a strong plot line, with events that can easily be placed in sequential "time order". The plot follows a classic story structure, with exposition, rising action, climax and falling action. Draw a classical plot line on the board. As children mention events, discuss where they would be placed on the plot line.

### *Plot Line for "Little Pig is Flying"*



### FIND OUT MORE!

#### *Investigate with research*

- Flying: the history of flight; animals who fly; how it works

- Pigs, Moles, Rabbits, Frogs, Squirrels, Wolves— What special skills do they have?


### RELATED VIDEOS

*The Way Things Work Video Series: Flight*

Your Name \_\_\_\_\_

**ACTIVITY 1** *Character Drawings*

**1. DRAW ONE OF THE CHARACTERS FROM THE FILM:**



Explain the character you have drawn: \_\_\_\_\_  
\_\_\_\_\_  
\_\_\_\_\_

**1. DRAW A NEW ANIMAL CHARACTER FOR THE FILM:**




What skill could your animal character teach to little pig: \_\_\_\_\_  
\_\_\_\_\_  
\_\_\_\_\_

Your Name \_\_\_\_\_

**Draw pictures from the film in order.**

**1. From the BEGINNING of the Film:**



**2. From the MIDDLE of the Film:**



**3. From the END of the Film:**



**Write words to explain the pictures you have drawn in order.**

**1. From the BEGINNING of the Film:**

---

---

---

---

---

---

---

**2. From the MIDDLE of the Film:**

---

---

---

---

---

---

---

**3. From the END of the Film:**

---

---

---

---

---

---

---

**Dear Family Members,**

Today, your child attended the “Best of the Fest Film Festival”! While the films are great, you should know that the program was put together by experts in child development. We’re sending you a film description so you can talk about the film with your child. It is important to help children understand film and media. The most important person who will help them to understand the messages of media are parents and guardians. We’re including an activity sheet so you can continue film activities with your child. Adapt the activities for your child. All they need is a pencil and paper. *Enjoy!*

**ACTIVITY 1**

Ask your child to tell you about the film, *Little Pig is Flying*

- What did they like best about the film?
- Why do they think the film was picked to be in the film festival?

**ACTIVITY 2**

Read the description of the story, below, to your child.

As you read, ask your child to explain how the different parts of the story looked in the film.

**LITTLE PIG IS FLYING**

*Directed by Alicija Jaworski (Sweden / 10”/ 2004)*

Little Pig dreams of being able to fly. She leaves the pigsty and all her friends who tell her that pigs can’t fly. After trying several times to fly, she sets off looking for someone to teach her to fly.

On her journey she meets different animals who teach her useful skills, though none of them can teach her to fly. Mole teaches Little Pig to burrow in tunnels. Rabbit teaches Little Pig to scamper. Frog teaches Little Pig to swim and Squirrel teaches her to hop among the trees. When faced by the Wolf who threatens to eat her up, Little Pig burrows, scampers, hops and swims to safety!

The eagles say that, in order to fly, one must have wings. Before becoming too sad, Little Pig sees an airplane, with wings — and a pilot who asks if she’d like to fly! In the end, Little Pig is overjoyed to finally fly. The other animals come to understand, through Little Pig’s effort, how it may be possible to achieve a seemingly impossible dream.

**ACTIVITY 3**

After reading the film story description, be sure to ask your child the more important questions about the film.

- Why do they think it was made? and
- How do they think the filmmaker made it?

Here are some sample questions to ask:

- WHY do you think the filmmaker made this film?
  - What IDEAS was the filmmaker trying to SHOW?
  - Do you think the filmmaker had a MESSAGE or LESSON or THEME?
- HOW did the filmmaker show his ideas?
  - HOW did she use VISUAL PICTURES?
  - HOW did she use SOUND to tell the story: music, sound effects, words?

**ACTIVITY** *Animals Characters*

The film showed different animal characters with personalities and abilities. Ask your child about the animals in the film. Ask them to draw and write the names of the animals on the Activity Sheet. Here are some examples from the film:



Pig



Eagle



Rabbit



Frog



Squirrel



Wolf