

EGG HUNT

Directed by Paul Yan (USA/ 4"/ 2005)

This is the tale of a hungry caveman on a quest to fill his stomach. He discovers a nest full of plump eggs just out of reach. He must figure out a way to get the eggs or lose them all. He manages to get one egg balanced on his two spears. But before he can safely grab it, the egg slips out and crashes down to the ground.

Before our hero can figure out another way to get one of the eggs, a second caveman appears. The two cross spears. It appears that our hero has lost. But the second caveman has an unexpected surprise in store — he gives the hungry caveman the egg! Our hero, who has discovered a lesson in friendship, gives the other caveman a gesture of thanks — thumbs up!

What's THAT Word?

Look for it in the film: caveman
quest

Questions for "FILM TALK!"

- WHO is in the film?
- WHO ARE THE CHARACTERS in the film?
- WHAT KIND OF film is this?
- Is this film in the LIVE-ACTION STYLE, or
- Is it in the CARTOON/ ANIMATION style?
- WHERE do the events of the film take place?
- How would you describe the SETTING?
- WHEN do the events of the film take place —
in the present time? in a past time?—
in a future time? in what season?
- WHAT HAPPENS in the film? Summarize/
shorten your ideas to explain:
 - WHAT HAPPENS in the beginning of the film?
 - WHAT HAPPENS in the middle of the film?
 - WHAT HAPPENS at the end of the film?
- WHAT is the PROBLEM/ the CONFLICT
in the film?
- WHY do you think the filmmaker made this film?

- What ideas was he trying to SHOW?
- Do you think the filmmaker had a MESSAGE
or LESSON or THEME?
- HOW did the filmmaker show his ideas?
- HOW did he use VISUAL PICTURES?
- HOW did he use MUSIC to tell the story?

ACTIVITIES AFTER-VIEWING

ACTIVITY 1 *Cartoon Animation*

Discuss how the filmmaker used drawings and the animation process to create this film. Engage children in a discussion of cartoon/ animation styles they know. Children can organize their ideas with word webs. This can be done by the whole group, in small groups or individually.

*Examples:
Cartoon Animation Styles*

ANIMATION STYLES

Pen and Ink
Puppet Animation
Computerized

FULL LENGTH

Shrek
Nemo
Lion King

TV CARTOONS

Dora the Explorer
Arthur
The Simpsons

ACTIVITIES AFTER-VIEWING

ACTIVITY 2 *My Career*

The filmmaker, shares a note about how, as a child, he became interested in animation and went to school to study animation. Read Paul Yan's note aloud –

Hi. I'm Paul!

I was born in Luton, England, but spent most of my life raised in sunny California. At an early age I proudly declared myself a geek and spent hours glossing over comic books and waking up early Saturday mornings to watch the best of the 80's cartoons. I grew older but not up-er and I went on to study computer animation at Cogswell College. In my life, there is a super thin line between work and play and I plan on keeping the distinction as difficult as possible.

Ask children to think of two careers they are interested in and to draw pictures on the Activity Sheet. Examples:



Astronomer



Artist

ACTIVITY 3 *Animated Story*

Children can see drawings on the sheet from Paul Yan's film, Egghunt. Next, they can draw panels from their own animated story. Speak with them about the order of events in their story – which begins with Panel 1 and ends with Panel 6. Example:



FIND OUT MORE!

Investigate with research

The film, *Egghunt*, is available for viewing on Google Video at: <http://video.google.com/videoplay?docid=-6725559231192754042&q=egghunt&pr=goog-sl>

RELATED VIDEOS

Harold and the Purple Crayon, which includes a short documentary on animation.

Your Name _____

ACTIVITY 1 *Cartoon Animations*

What cartoon animations do you know? What examples do you know—

- from television?
- from videos or DVDs?
- from the movie theatre?

Draw your answers in the boxes:

Cartoon Animation

--	--	--

Filmmaker Paul Yan, who made the film, *Egghunt*, watched cartoons when he was a child, and now that he is a grown-up, he creates cartoons of his own.

In the boxes below, draw pictures and explain two different careers you would like to have when you grow up.

--	--

Your Name _____

ACTIVITY 1 *Animated Stories*

The filmmaker, Paul Yan, made drawings and placed them in order to create his film. Here are some of Paul Yan's drawings for this film:

EGGHUNT



Now, draw your own animated story. Put your pictures in order from the beginning, through the events in the middle, to the end of your story.

My Animated Film, Title: _____

1. Beginning



2.



3.



4.



5.



6. End



Dear Family Members,

Today, your child attended the “Best of the Fest Film Festival”! While the films are great, you should know that the program was put together by experts in child development. We’re sending you a film description so you can talk about the film with your child. It is important to help children understand film and media. The most important person who will help them to understand the messages of media are parents and guardians. We’re including an activity sheet so you can continue film activities with your child. Adapt the activities for your child. All they need is a pencil and paper. *Enjoy!*

ACTIVITY 1

Ask your child to tell you about the film, *Egghunt*

- What did they like best about the film?
- Why do they think the film was picked to be in the film festival?

ACTIVITY 2

Read the description of the story to your child.

As you read, ask your child to explain how the different parts of the story looked in the film.

EGGHUNT

Directed by Paul Yan (USA / 4”/ 2005)

This is the tale of a hungry caveman on a quest to fill his stomach. He discovers a nest full of plump eggs just out of reach. He must figure out a way to get the eggs or lose them all. He manages to get one egg balanced on his two spears. But before he can safely grab it, the egg slips out and crashes down to the ground.

Before our hero can figure out another way to get one of the eggs, a second caveman appears. The two cross spears. It appears that our hero has lost. But the second caveman has an unexpected surprise in store — he gives the hungry caveman the egg! Our hero, who has discovered a lesson in friendship, gives the other caveman a gesture of thanks — thumbs up!

ACTIVITY 3

After reading the film story description, be sure to ask your child the more important questions about the film —

- Why do they think it was made? and
- How do they think the filmmaker made it?

Here are some sample questions to ask:

WHY do you think the filmmaker made this film?

- What **IDEAS** was the filmmaker trying to **SHOW**?
- Do you think the filmmaker had a **MESSAGE** ?

HOW did the filmmaker show his ideas?

- **HOW** did he use **VISUAL PICTURES**?
- **HOW** did he use **MUSIC** to help tell the story?
- **HOW** were you able to understand this story without words?


WHAT WAS HAPPENING in this picture from the film?




1. Draw your own animated cartoon story.

Title: _____


Beginning



Middle



End



2. Draw pictures of different jobs or careers you are interested in. Filmmaker Paul Yan went to college to learn to draw. What could you do to learn about the jobs you are interested in?

